



Christian Brothers College

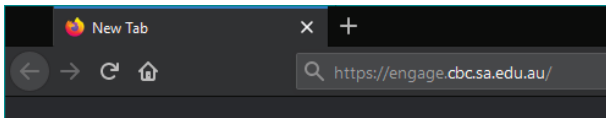
SEQTA Engage Parent Login Guide

What is SEQTA Engage?

SEQTA is CBC's online learning management system (LMS), and SEQTA Engage is the parent module, allowing you to access information about your child's academic progress, college communications, and contact details.

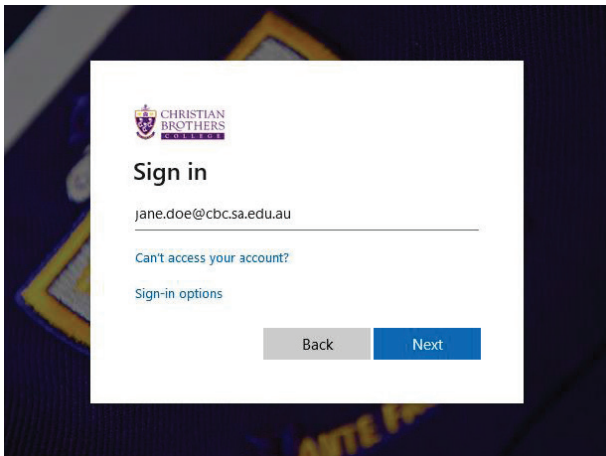
Using SEQTA on a Computer

Step 1 – On a computer, in any browser, navigate to <https://engage.cbc.sa.edu.au>



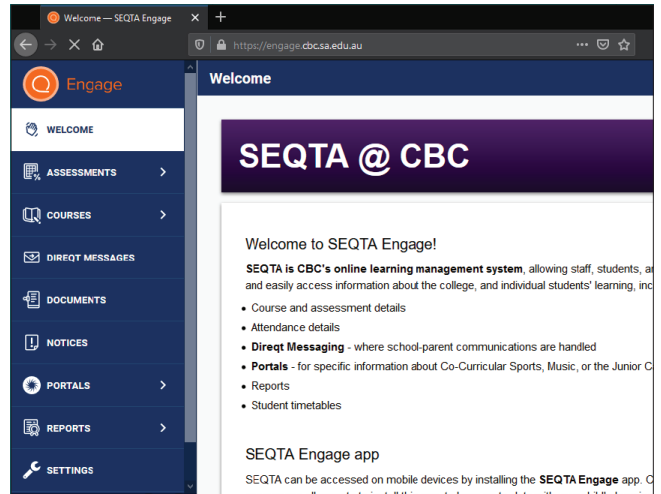
Step 2 – When the Sign in screen loads, enter your username (firstname.lastname@cbc.sa.edu.au) to access the CBC network.

Note: If you have spaces, hyphens, or apostrophes in your name, don't type them in!



- Your username is:
firstname.lastname@cbc.sa.edu.au
- Your password is the **last four digits of your mobile number**

Note: if you are accessing SEQTA through a browser on your phone, you can head to **Settings > connect mobile app** to automatically link the SEQTA app to your account.



What is available on SEQTA?

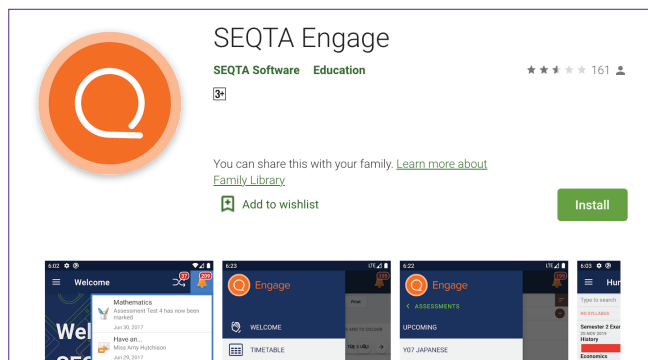
Assessments	Here, you can keep up with assignments and grades. Both parents and students receive a notification whenever grades for an assignment are released.
Courses	This area allows you to view information about every course your child is enrolled in, including lesson plans and national performance standards.
Direct Messages	This is where all school communications are sent, and where parents can contact staff members.
Documents	Past academic reports, competition certificates, and other student-focused documents can be found here.
Notices	Students check daily notices first thing each morning, to keep up to date with important news and details.
Portals	Co-curricular details, music lessons, and other specialised school information is accessible through the Portals tab.
Reports	Academic reports will be available here for viewing. This includes music reports.
Timetable	Here, you can view a lesson by lesson timetable, including past/future lessons, student attendance, and assignment due dates

Using SEQTA on a Mobile

To use the SEQTA app on your phone/device, you first need to be logged in to SEQTA Engage within your phone's browser. Please make sure you've followed the instructions above before continuing.


Step 1 – Download and install the SEQTA app from either **Google Play (Android)**

<https://play.google.com/store/apps/details?id=com.seqta.android.engage>



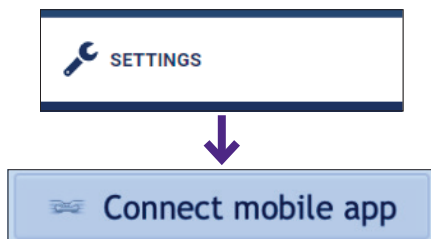
Or the **App Store (iOS/Apple)**

<https://apps.apple.com/au/app/seqta-engage/id1143067327>



Step 2 – Navigate to <https://engage.cbc.sa.edu.au> in your phone's browser and click on **Settings > connect mobile app**. This button will only appear if you are using a mobile device.

This will automatically connect your app to your parent account.



Christian Brothers College

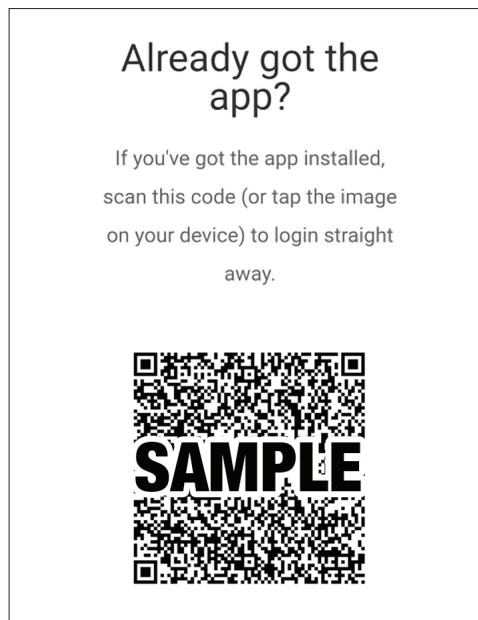
A Co-Ed ELC and R-Year 12 Catholic College for Boys in the Edmund Rice Tradition

214 & 324 Wakefield Street and 178 East Terrace, Adelaide SA 5000
T 08 8400 4200 enquiries@cbc.sa.edu.au www.cbc.sa.edu.au

Alternative Method Using QR Code

An alternative way to log on to the app after you have installed it on your phone is to:

- Open the welcome email on a laptop, tablet or computer.
- Find the QR Code (sample shown below) by scrolling down the welcome email.
- Scan the QR code using the camera on your phone which will then open the app to allow you to log in.



Further Assistance

If you have any questions, please do not hesitate to contact the IT department at ithelp@cbc.sa.edu.au or call 8400 4242.